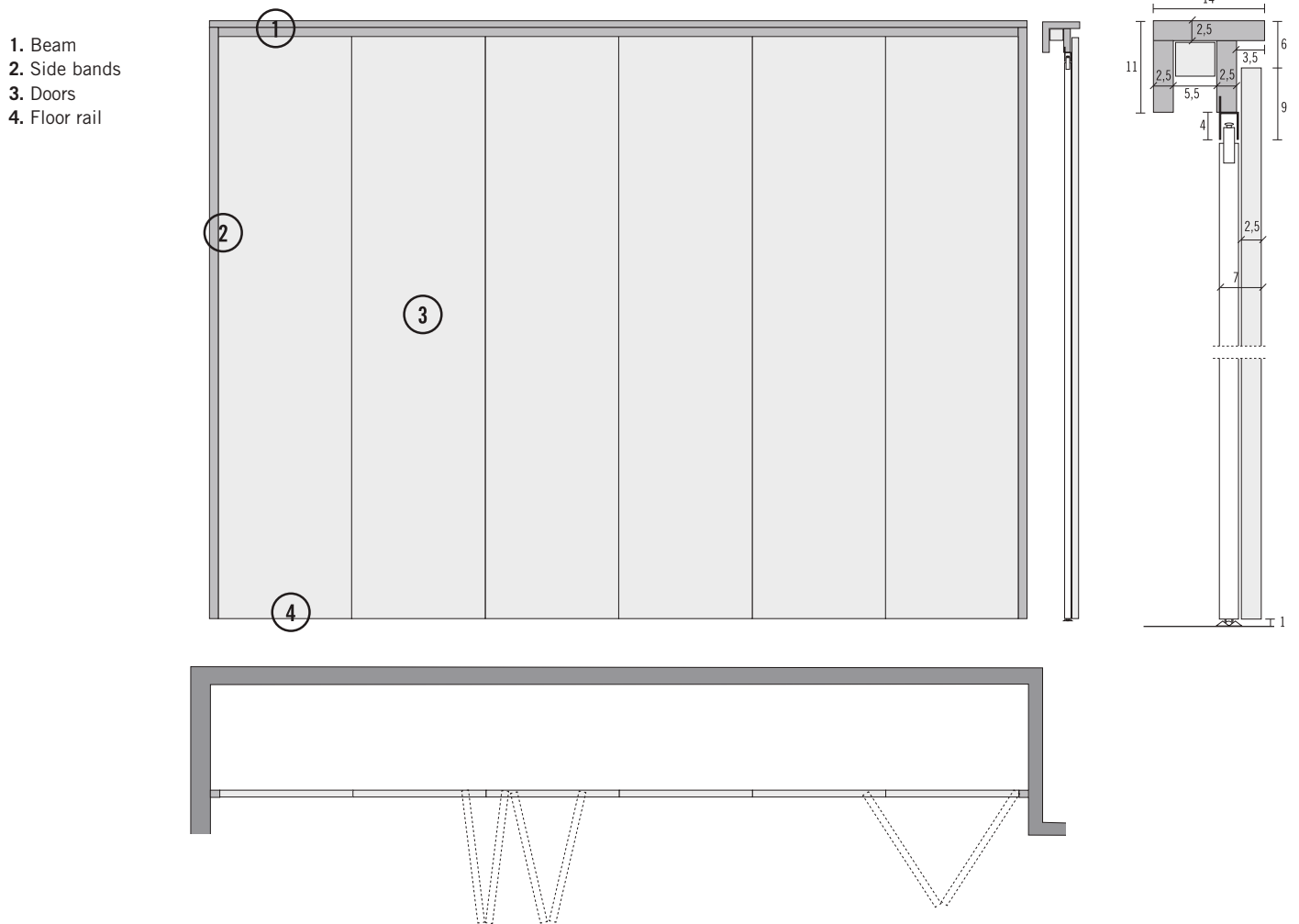


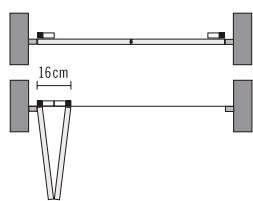
# 1\_Flecto Technical specifications

Doors from the FLECTO collection can be used to create new spaces, close open spaces or niches and invent new areas. The doors fold into a neat package, and run along a tapered rail only 0,6 cm in thickness. The beam is self-bearing in lengths up to cm 300, for sizes over cm 300, the beam must be anchored to the ceiling. A custom-made hinged door can complete the composition, so as to meet the specifications of the total required size. Side bands complete the composition. To determine the cost of the composition, it is necessary to add the cost of the preferred doors, the beam/rail, the two side panels and the handles.

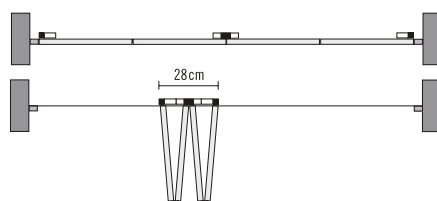


## Examples of compositions

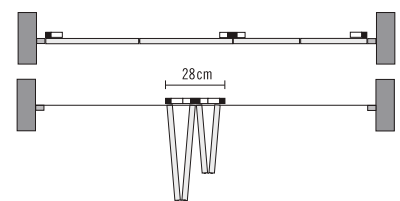
2 folding doors fixed on the left



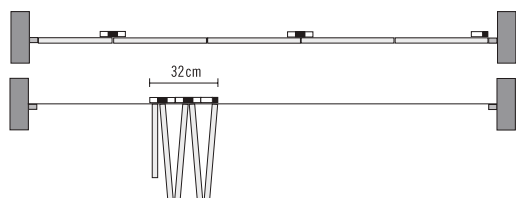
4 folding / sliding doors



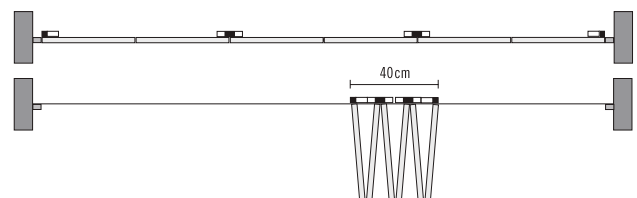
4 folding / sliding doors of different sizes



4 folding /sliding doors plus 1 hinged door



6 folding / sliding doors




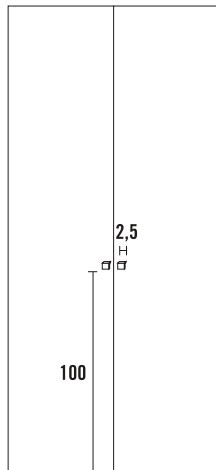
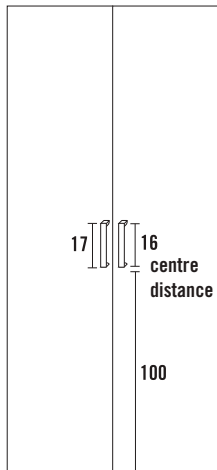
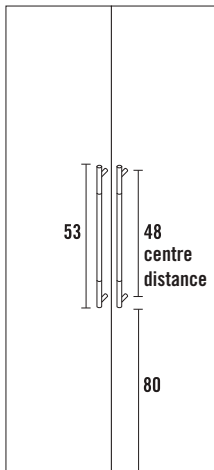
Plain door

Door with profiles  
and built-in handle

Handle

Handle

Handle



**Available finishes**

**Floor rail**

- AL 31 Anodized aluminium
- AL 32 Polished chrome

**Doors, beam and side panels**

- LC 01 Lacquer Bianco
- LC 02 Lacquer Nero
- LC 12 Lacquer Panna
- LC 14 Lacquer Caffè
- LC 15 Lacquer Lino
- LC 16 Lacquer Tortora
- RAL Lacquered

**Built-in handle and profile**

- AL 31 Anodized aluminium
- AL 32 Polished chrome

**Standard handle**

- AL 31 Anodized aluminium