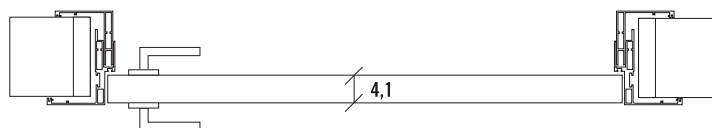
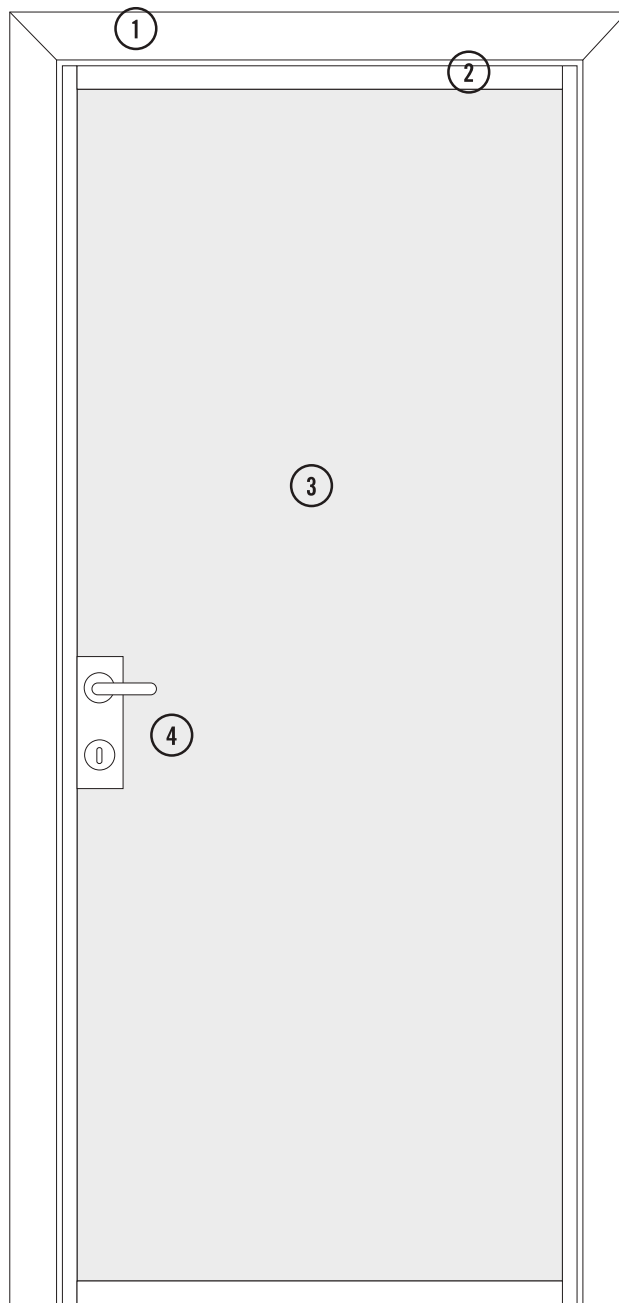


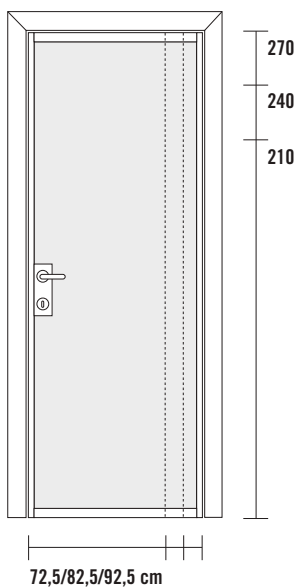
# 3\_Less Technical specifications

- 1. Extruded aluminium telescopic jamb
- 2. Aluminum door frame profile
- 3. Glass thickness 0,5 cm.  
Glass thickness 0,6 cm.  
Door weight with 0,5 cm glass 15,5 kg/m<sup>2</sup>.  
Door weight with 0,6 cm glass 17 kg/m<sup>2</sup>.
- 4. Lock / handle plate



The Less door price includes the lock with the cover plate in the same finish as the frame.  
 The jamb is telescopic and extendable for wall thicknesses from 10,5 cm to 13,5 cm. For greater wall thickness, see specifications (see page 53).  
 Handle not included.

Maximum height and width dimensions



**Available finishes**

**Frame profile and jambs**

- AL31 Anodized Aluminium
- AL32 Polished Chrome
- AL34 Satin Steel
- LC01 Lacquer Bianco
- LC02 Lacquer Nero
- LC12 Lacquer Panna
- LC14 Lacquer Caffè
- LC15 Lacquer Lino
- LC16 Lacquer Tortora
- RAL Lacquered

**Laminated glasses**

- SP01 Double sided Clear mirror
- SP21 Double sided Fumè mirror
- SP22 Double sided Bronzo mirror
- ST01 Bianco Latte

**Etched glasses**

- VA01 Neutral etched
- VAEX01 Extralight etched
- VA21 Etched Fumè
- VA22 Etched Bronzo

**Transparent glasses**

- CR20 Transparent
- CREX20 Trasparent Extralight
- CR21 Fumè
- CR22 Bronzo

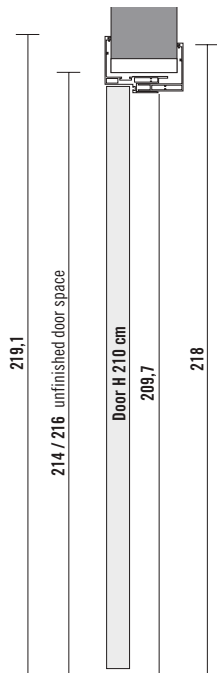
**Polished double-sided glasses**

- SR30 Bianco
- SR31 Lino
- SR32 Ardesia
- SR44 Nero
- SR50 Tortora
- SR51 Castagna
- RAL colours

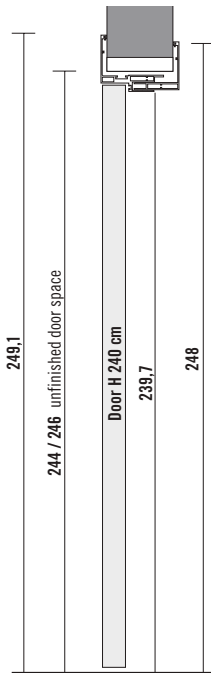
**Reflective glasses**

- RIFM Reflective Marrone
- RIFG Reflective Grigio
- RIFB Reflective Bronzo
- RIF20 Reflective Transparent

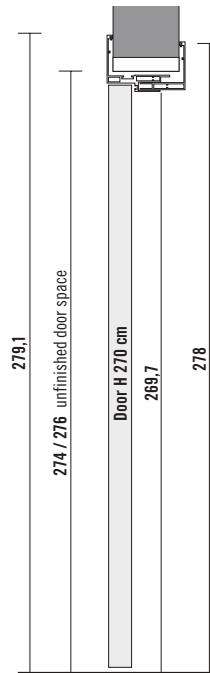
H 210 cm



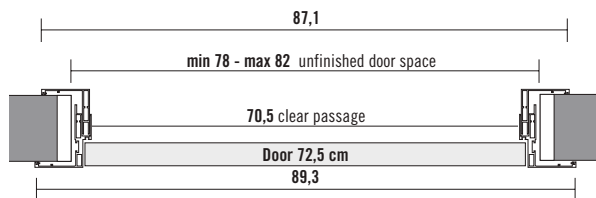
H 240 cm



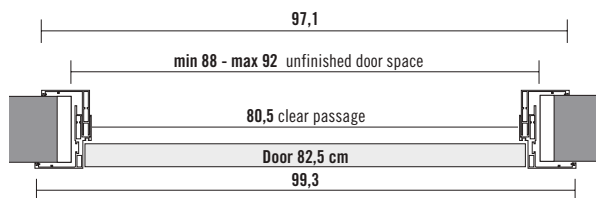
H 270 cm



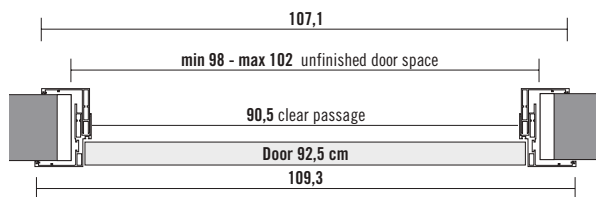
W 72,5 cm



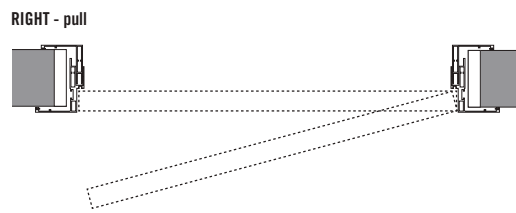
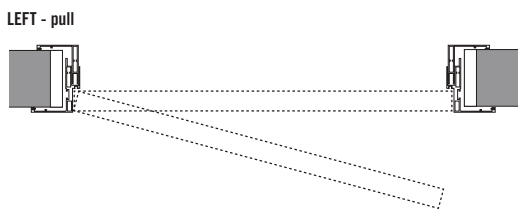
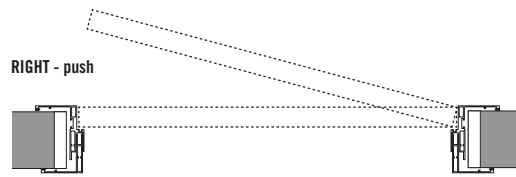
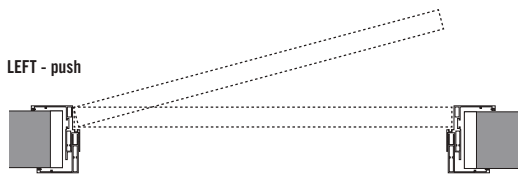
W 82,5 cm



W 92,5 cm



## Opening



## Jamb

